




KARL'S KOMMENTS

www.cysanorth.org



District Coaching Coordinators

District I—José DeAraujo

415.387.1984
brasil94@pacbell.net

District II—Tim Nixon

650.591.4223
buscrevolution@aol.com

District III—Steve Hartland

925.556.1112
coach_stephen@sbcglobal.net

District IV—Steve Shott

707.747.5529
shott4@sbcglobal.net

District V—Dan Dykstra

707.584.8234
dykstraetal@comcast.net

District VI—Linda Padilla

916.608.9384
linda.padilla@blueshieldca.com

District VII—Clay Ice

559.348.1119
clayrosie01@hotmail.com

District VIII—Eugene Hammerson

209.951.2831
ehammerson@yahoo.com

District IX—Keith Stewart

530.244.8464
kstewart@sbcinc.net

CONTACTS

Karl Dewazien
State Coaching Director
559.447.1869
cysakarl@comcast.net

Ray Erlach
Coaching Committee Chairman
415.788.3322
rerlach@rayerlach.com

Dan Lovingier
2nd Vice Chairman
707.322.1285
2ndViceChair@cysanorth.org

Joyce Pineda
CYSA Programs Coordinator
925.426.KIDS
jpineda@cysanorth.org

October 2008

Volume 1, Issue 7

WE ARE REACHING THEM...

A candidate wrote the following on his Course Evaluation Form... I'm not interested in what exercises are run by youth programs in other countries. It is quite easy to pick up a book full of exercises and drills. The book may promote itself as training secrets of Brazilian football, or Top Drills of the FA. But I have learned something in my years of coaching and the CYSA Coaching Education has helped the thoughts that make sense. The thing I have learned is this:

It is not so much the actual exercises you run, but 'how' you structure the practices. The CYSA '9-Step Routine', quite frankly, makes organizing a practice very/very simple.

For example, all would agree that teaching 2+1 attacking themes is

important. Things like the Give and Go, Wall pass or Takeover, where 2 attackers combine to beat a single defender. And there are many different books that will give examples.

But, what I have learned through the CYSA coaching program is it is important 'how' you build up and support this theme in practice. It is important how you make the progression from Teaching (Cooperative) to Testing (Competitive) the individual. Then going to Small Sided Games (Cooperative/Competitive) and finishing with a Cooperative then Competitive Scrimmage.

Thank You CYSA Coaching Education

KD - ☺

ANOTHER WAY WE CONTINUE TO REACH THEM...

Keith Stewart

CYSA District IX Coaching Coordinator (Wrote the following)

Thank you, for giving up your weekends, hot as they were, to take the 'CYSA' Coaching Courses. I know there is a lot of great material that is covered in our courses. Hopefully you will be able to take what you learned to your teams and teach it with the same enthusiasm and hold your player's interest just as your instructors held yours.

But fair warning, many coaches take the material and feel that their players become bored when they try to teach it. Trust me it is all in the way that you sell it and how much creativity and energy you can bring to your team.

If they (your players) feel you embrace the material and they see you believing in it... they too will believe in it. So please be patient with the material if you feel that it isn't working. Try putting some different spins on your approach. Keep me posted with the progress of your season... I will be interested to know how things are going.

Again, thank you for enduring the heat and participating in the course... And thank you for volunteering your time to teach this game to our youth. <continued to page 2>





WE ARE REACHING THEM...

<continued from page 1>

Keith,

I just finished the F course this Sat. Overall, a very good course. First of all, I wanted to thank you and all of your instructors for the time and effort you volunteer to put on the course to help improve the game.

The manual had some good basic information that was easy to follow. It is a necessary part of the course when you are trying to follow along and take notes. I really appreciated **Steve Hoxie** starting on time and being organized.

I felt that the F course was more geared to the U10 level. I understand that the big push is teaching 'the Serve'. I thought that it was a little much for each coach to have to complete 'the Serve' course in front of everyone. Some coaches I thought were a little intimidated by the situation, especially if you didn't do it completely correct. I think having some of the coaches that can do this game to the instructor satisfaction can help some of the others in a more private one on one setting to decrease the embarrassment level and move the class along. It took probably over an hour (but it was broken up) to complete everyone doing 'the Serve' course.

There was a lot less psychology of coaching i.e.--when to coach or how to explain corrective techniques in a positive manner than there was in the Pre-F course. I think coaching psychology/methods is needed to teach U8 especially since I haven't coached before. We got some good activities/games for practice although I was hoping for a few more. We did get the information on where to find it on the internet.

Overall for me as a new coach to soccer the Pre-F and F course were very complementary to one another. I was definitely glad I took the courses. It was a big, big help.

Thanks again,

Tony C.

Hi Tony,

Thank you for sharing your thoughts. Everyone takes something a bit different in the course and feedback is always welcome as we are constantly trying to improve things.

The reason your instructor wanted you to be able to perform 'the Serve' correctly is so that you can teach 'the Serve' properly and correctly. To see when to step in and add correction for breakdowns that are happening on your theme for any particular practice session. Remember 'the Serve' is only one tool for you to use within your '**9-Step Practice Routine**'. And also, always remember that the '9-Step Practice Routine' is a practice progression centered around a single theme. And you as the coach will have to determine how to build your session up.

Tony, I can tell you that "the Serve" does work at the U8 level. I have taught "the Serve" to many U8 teams. Did all of the players perform the serve on an equal basis? No. But each of the players were given an opportunity to maximize their time with the ball and improve many technical aspects of their game. Be patient with 'the Serve'... and use it.

Assigning various aspects of 'the Serve' as home-play will go a long way in improving each player's ability to perform 'the Serve'. Try to break 'the Serve' down to the individual components and look for success in those areas.

Will a U8 team ever completely perform 'the Serve' to 100% success. More than likely not, given that you practice probably two times a week at most for roughly three months. So look for small successes and improvements in each player. And do give it a shot... and if you find that it is working for a few and not for others, pair those that it is not working for and break it down for them. Be creative and simplify where needed.

Have fun with your season Tony... and most importantly Tony, on behalf of the children that you will teach... thank you for volunteering your time. Keep me posted with your progress.

Keith Steward
CYSA District IX Coaching Coordinator



Keith Steward

KD—Yes, by asking our attendees to, "Keep us posted with their progress!" is another way for us to 'Keep Reaching Them!



OUR BEST WAY to REACH THEM...

I am from out of town, I had to travel 2 hours for the class all three days. I would do it again, in a heart beat, if I knew that **Les Baptista** was teaching the course. **Les** is an incredible instructor. His knowledge of the game is incredible. I think there are a lot of good coaches out there but not a lot of good instructors. I believe he is both.

This may sound crazy but I was wishing that the course would have lasted much longer. It seems the more that we did the more he would bring out. I still think he is holding back a lot of information or maybe he is saving it for the next course? It's too bad that we ran out of time. However, after the class he said he would stay around and talk soccer as long as we wanted and he did. This instructor has so much passion, a lot of passion!

What I loved the most was the passion he has when talking about the kids. He kept telling us that this is all about the kids – I loved that! After this course you can't help but want to go and try some of these things out with my boys.

Les said that we should know the '9-Steps' and 'the Serve' pattern'. I told him I could not remember either from my "F" course ... After this weekend I will be using the '9-Steps' and 'the Serve'! **Les** showed us many/many ways to use 'the Serve' pattern –it was amazing how many ways he could come up with from 1+1 to 1 vs.1 It Was Great!!! Well that's it. I think some of his passion has rubbed off on me and I am ready to go coach the kids...


Truthfully, I can not remember who taught my "F" course. However, I will never forget **Les**. Thank You Les for a Great Weekend

What a Site: www.fundamentalsoccer.com



Les Baptista

KD—Yes, the best way to reach coaches attending our courses is by... Having the Passion to Teach Them and Keeping the Focus on their Children/Players.



Coaching School Up-date



Dave Shaw

Dave Shaw has stepped down from the District VIII Coaching Coordinators position.

Dave took the position during a tumultuous time period and was able to bring calmness to the program in a very short period of time. During Dave's tenure, District VIII once again, became a leader in the number of courses requested. Fortunately, Dave will continue being a part of the **CYSA** Staff Instructor.

Eugene Hammerson, also a State Staff Instructor, has been named the new District VIII Coaching Coordinator and can be reached at...**209.951.2831**

Everyone involved in the **CYSA** Coaching School Program and especially the members of the **CYSA** Coaching Committee want to 'THANK' **Dave Shaw** for his outstanding contributions and dedicated service!

Goals-For-A-Cure to Battle Breast Cancer



Santa Clara Sporting '94 Boys

2008 District II Cup Tournament Championship on Oct 5th in Palo Alto wearing their new uniforms.

What a Site: www.fundamentalsoccer.com

CYSA Soccer Club Playing for the Cause

The Santa Clara Sporting soccer club has launched a month-long campaign to drive awareness and raise money to fight breast cancer. Breast cancer is the most common cancer in women, but it can be successfully treated. The key? Early detection.

During the entire month of October, all 25 Santa Clara Sporting soccer teams are competing in special pink soccer jerseys, and have a goal to raise \$25,000 through flat donations and a goal-a-thon (pledge per goals scored). All funds raised will be used to provide mammogram exams at El Camino Hospital in Mountain View to women that may need financial support because early detection is so important. Our soccer club rallied around this cause because like many organizations, they lost some family and friends to breast cancer, and they want to participate in the fight.

One of the younger Under 11 Girls Santa Clara Sporting Teams is going to organize a "Locks for Love" event on November 2nd, where girls can get free haircuts and donate their long locks to children that need wigs after they lost their hair from chemotherapy treatments. If anybody wants to participate in the Locks for Love event, they can get more details at the following blog/website <http://goals4acure.blogspot.com>

People can also visit [*http://www.goalsforacure.com*](http://www.goalsforacure.com) to pledge their support to reach the \$25,000 donation goal.



Field Equipment Needed for South Texas Youth Soccer Association

As clean-up continues from Hurricane Ike, a simple request of gently used field equipment has been made to assist those in the South Texas Youth Soccer Association, proud member of US Youth Soccer.

Items Needed include:

- ◆ Goals,
- ◆ Nets,
- ◆ Corner flags,
- ◆ Field paint marking/stripping equipment



Items can be shipped to:
 South Texas Youth Soccer Association
 c/o Tom Morrow
 15209 Hwy 290 East
 Manor, Texas 78653



November 2nd



HAPPENINGS



November 2008

Sun	Mon	Tue	Wed	Thu	Fri	Sat
						1
2 State Board of Directors Meeting	3 CYSA Cup Applications Due by 5:00 PM for U11-U19 (Association Cup & State Cup) U12-U14 Founders' Cup	4	5	6	7	8
9	10	11	12	13	14	15 CO of the Year Nominations Due to CYSA Office State Cup Draw U11-U13
16 Founders' Cup Draw U12-U14 Association Cup Draw U11-U19	17	18	19	20	21	22
23	24	25	26	27 	28 TOURNMANET WEEKEND	29 TOURNMANET WEEKEND
30 TOURNMANET WEEKEND						

What a Site: www.fundamentalsoccer.com

2nd CYSA State Board of Directors Meeting

3rd CYSA Association Cup Applications U11-U19 due to CYSA Office 5:00 PM

3rd CYSA State Cup Applications U11-U19 due to CYSA Office 5:00 PM

3rd CYSA Founders' Cup Applications U12-U14 due to CYSA Office 5:00 PM

15th Coach of the Year Nominations due to CYSA Office

15th State Cup Draw U11-U13

16th CYSA Founders' Cup Draw U12-U14

16th CYSA Association Cup Draw U11-U19

28th—30th Tournament Weekend

Cleats Comics

What a Site: www.fundamentalsoccer.com

HOW SPORTS FAMILIES CAN FIGHT HIGH GAS PRICES

CAR POOL, CAR POOL, CAR POOL!

Ainds

WHO'S LAUGHING NOW?

comment at gocomics.com 10-6

HOW SPORTS FAMILIES CAN FIGHT HIGH GAS PRICES

PROPER INFLATION

I DON'T SEE HOW THIS WILL MAKE A DIFFERENCE.

FWISSH FWISSH FWISSH H

I THINK THEY MEAN THE TIRES.

comment at gocomics.com

HOW SPORTS FAMILIES CAN FIGHT HIGH GAS PRICES

HYBRID VEHICLE

I DON'T THINK COASTING ON THE DOWNHILLS COUNTS.

GO GRABBS

DON'T DOUBT THE INTERNAL COMBUSTION/GRAVITY VEHICLE UNTIL YOU SEE THE MPG RESULTS.

comment at gocomics.com

Ainds

HOW SPORTS FAMILIES CAN FIGHT HIGH GAS PRICES

WIND POWER


FROM FANS.

REALLY BOISTEROUS FANS.

comment at gocomics.com

Ainds

Cleats Comics



What a Site: www.fundamentalsoccer.com

